

ProExtender™ User Manual



Thank you for purchasing ProExtender™. You have chosen the safest and most efficient device to enlarge and elongate your penis. The ProExtender™ is easy to use and was designed to fit everyone. It will safely elongate and enlarge your penis to its maximum capacity through constant tension force created by wearing the device.

The positive tension created by wearing the ProExtender™ may feel unusual and also feel uncomfortable at first. Try to wear the device as long as possible and the proposed duration is 12 hours daily. If the glands especially the head of penis begins to turn bruise, relax the silicon tube and only resume with the session once you feel comfortable. Individual experience may vary but for those experiencing moderate discomfort, it should not take long before you comfortably accustomed to the tension created by the ProExtender™. After several sessions you should be able to increase tension and be on your way to a longer, larger and thicker penis.

Remember, the key to penile growth is continuous tension over an extender period of time. In other words, use ProExtender™ as often as you can. We look forward to hear about your success in few more weeks. Thank you!

These statements have not been evaluated by the Food and Drug Administration.
This product is not intended to diagnose, treat, cure, or prevent any disease.

www.proextendersystems.com

proExtender

PENIS ENLARGEMENT



FOR HOME USE

USER MANUAL

This is the user manual that is delivered with your ProExtender™.

INTRODUCTION

The ProExtender™ was designed and developed in Denmark by Danamedic Aps. The purpose of the extender is to lengthen the penis by means of traction. The ProExtender™ can be used as a gentle monotheurapeutic device. The use of the ProExtender™ does not require medical supervision.

The mechanism of the device is based on the principle of traction, a method which simulates the human body's natural reaction to the application of physical force. Tissue cells react by multiplying and the tissue gradually expands, a principle utilized by various indigenous tribes for multiple doubling of the size of earlobes and lips.

The ProExtender™ has been tested on patients who have all obtained lengthening of the penis after using the device in accordance with instructions. The lengthening is permanent and does not entail a narrowing of the circumference of the penis.

The test subjects achieved an average lengthening of the erected penis of 2.8 cm (24 per cent) after a treatment period of 3-4 months. The treatment does not affect urination, sexual prowess or the power of reproduction. Lengthening can only be obtained by daily usage of the device and the effect correlates with the number of hours of usage. The above mentioned results were obtained after 12 hours' daily treatment over a period of 3 months.

DESCRIPTION OF THE VARIOUS COMPONENTS AND INSTRUCTION FOR ASSEMBLAGE

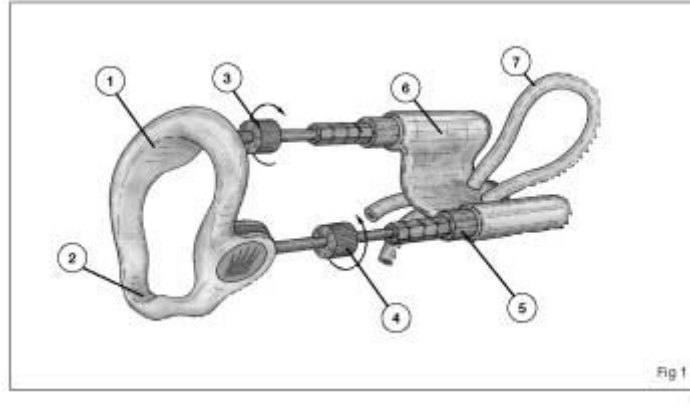
The Extender consists of a basal plastic ring (1) with a recess for the urethra (2). The ring is fastened around the root of the penis. Two metal bars, one with a right-handed thread (3), the other with a left-handed thread (4) are attached to the basal ring. Inside each bar, hidden in a tube, is a spring contrivance (5). At the distal end the two bars are attached to a plastic support (6) with two holes, through which the ends of a silicone tube are passed.

The components 1-5 are preassembled on delivery. Depending on the size of the penis either the short or the long extension bars are mounted by means of the round spanners provided (See fig. 3, page 9). The additional extension bars are required for later usage as lengthening of the penis occurs. The plastic support is mounted by introducing the ends of the bars (5) into the two big holes of the support. The support is then pressed towards the basal ring (1). The springs are thus pressed home. Pressure should be exerted until a snap or a click indicates that the support is firmly secured to the bars.



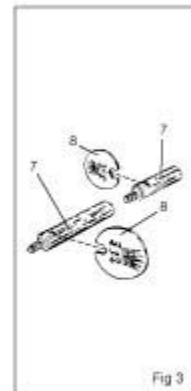
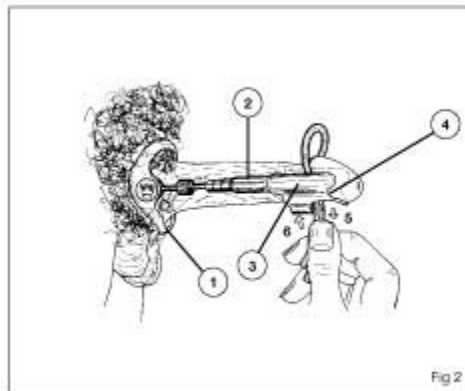
These statements have not been evaluated by the Food and Drug Administration.
This product is not intended to diagnose, treat, cure, or prevent any disease.

www.proextendersystems.com



INSTRUCTIONS FOR MOUNTING

The device is mounted by fastening the basal ring (1) around the root of the penis, so that the two metal bars (2) run parallel with the penis, one on each side, and the head of the penis rests in the bowl-shaped support (3). By passing the two ends of the silicone tube through the holes in the plastic support (4) a loop is made through which the head of the penis is introduced. Before fastening of the penis the plastic support should be pressed towards the body so that the two springs press home. The silicone tube is fastened around the penis head by pulling the ends of the tube (5) on the reverse side of the support. In men who have not been circumcised the silicone tube is fitted just below the glans with the foreskin in place. The ends are pressed into the two notches (6) to secure the fastening of the penis head. Additional pieces of metal bar (7) may be added as required by means of the two keys (8).



INSTRUCTIONS FOR ADJUSTMENT

When the device has been fitted the force of traction can be adjusted by turning the two thumb-screws (1) in an inward direction. The actual force exerted can be read on the hexagonal pistons (2) and the force of traction can be varied from 600 to 900, 1200 or 1500 g (see fig. 4). Each marking on the piston equals a traction force of 300 g. Thus, at the exertion of maximum force (1500 g) only one marking is visible on the piston. A force of 600-900 g is recommended for the first 2-3 weeks and during that period the Extender should not be worn for more than 4-5 hours a day. From then on the force may be increased to 900-1200 g and to 12 hours daily usage of the device. The Extender should be worn approximately 12 hours a day for a total period of 3-6 months.

These statements have not been evaluated by the Food and Drug Administration.
This product is not intended to diagnose, treat, cure, or prevent any disease.

www.proextendersystems.com

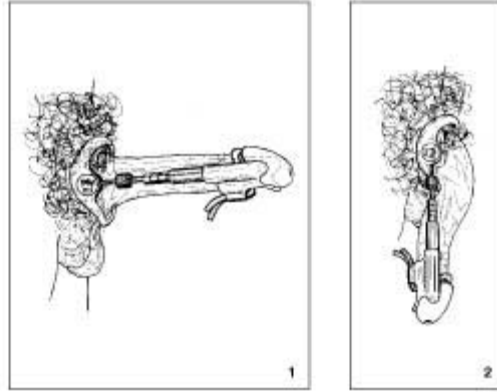


Fig. 5

INSTRUCTIONS FOR USE AND DISMOUNTING OF THE EXTENDER

During use of the Extender the penis can be held at any position except sideways. In a pair of loose-fitting trousers the device is inconspicuous. It can be worn at night but may become detached during uneasy sleep or during a nightly erection. Accidental detachment merely requires re-mounting of the device.

The device is dismantled by loosening the silicone tube from the ventral side of the support. The Extender can then be detached. The thumbscrews are screwed home in an outward direction towards the basal ring. When not in use the Extender can be left assembled or it can be disassembled and placed in the box as required.

CLEANING

The ProExtender™ should be cleaned daily with soap and water.
A chlorhexidine alcohol solution of 0.5% can be used for disinfection.

ENVIRONMENTAL ASPECTS

The ProExtender™ is delivered in packaging indispensable to shipment of the device.
Only environment friendly and recyclable materials are used.

QUESTIONS AND ANSWERS

Does the ProExtender™ require a certain length or thickness of the penis?

No! The ProExtender™ is developed for penises of all proportions. It can also be used on circumcised penises.

Does the effect recede over time?

No! The enlargement of the penis is permanent.

Are there any side effects?

No, the use of the ProExtender™ have no influence on erection, urination or fertility. The ProExtender™ does not cause allergy. Some initial soreness is normal.

Do I have to follow a fixed treatment pattern?

No, you can wear the ProExtender™ as you please. The result depends only, on the total amount of hours worn, and the traction involved.

Does the ProExtender™ help in case of a curved penis?

Yes! The ProExtender™ has proved efficient in straightening the penis.

-END-

These statements have not been evaluated by the Food and Drug Administration.
This product is not intended to diagnose, treat, cure, or prevent any disease.

www.proextendersystems.com